


32
CHERRY
RED

Moon 17®

Bright!



Bubble Hair Color

Creamy Foam For Evenly Colored Hair

Easy to operate
Bright color choice
Chamomile added



32
CHERRY
RED



33
LIGHT
BROWN



36
DARK
BROWN



37
SWEET
ORANGE


Made In Taiwan
With active ingredients from the USA

Copyright © 2020 Dong An Bio-Tech Co., Ltd. All Rights Reserved.

37
SWEET
ORANGE

Moon 17®

Bright!



Bubble Hair Color

Creamy Foam For Evenly Colored Hair

Easy to operate
Bright color choice
Chamomile added



32
CHERRY
RED



33
LIGHT
BROWN



36
DARK
BROWN



37
SWEET
ORANGE


Made In Taiwan
With active ingredients from the USA

Copyright © 2020 Dong An Bio-Tech Co., Ltd. All Rights Reserved.

36
DARK
BROWN

Moon 17®

Bright!



Bubble Hair Color

Creamy Foam For Evenly Colored Hair

Easy to operate
Bright color choice
Chamomile added



32
CHERRY
RED



33
LIGHT
BROWN



36
DARK
BROWN



37
SWEET
ORANGE


Made In Taiwan
With active ingredients from the USA

Copyright © 2020 Dong An Bio-Tech Co., Ltd. All Rights Reserved.

33
LIGHT
BROWN

Moon 17®

Bright!



Bubble Hair Color

Creamy Foam For Evenly Colored Hair

- Easy to operate
- Bright color choice
- Chamomile added



32
CHERRY
RED



33
LIGHT
BROWN



36
DARK
BROWN



37
SWEET
ORANGE

Made In Taiwan
With active ingredients from the USA



Bubble Hair Color



Creamy Foam For Evenly Colored Hair

■ 32 CHERRY RED
■ 33 LIGHT BROWN

■ 36 DARK BROWN
■ 37 SWEET ORANGE



Features

- Mousse mixture is new technologies synchronizations Japan.
- One press is Mousse, one touch penetration into the hair.
- Add chamomile make hair with better gloss, a mild and conditioner function.
- PPD Free, Non-alcoholic.
- Accessories: Measuring cup, User Manual, Mousse special mixture bottle, one pair of plastic gloves.
- Two agents mixed into the bottle, squeezed out mousse and proceed the smeared on dry hair coloring. Mousse doesn't drip, coloring hair simple and easily.

Application

STEP 1



Pour the content of bottle 1 (colorant) into bottle 2 (developer). Mix well by turning the bottle 2 upside down (180rot at ion) about 10 times slowly. Do not shake! Insert the bottle pump into bottle 2 and then tighten it.

STEP 2



Pull the nozzle head and squeeze the body bottle to release the foam.

STEP 3



Apply the foam evenly to dry hair and wait for about 30-40 minutes.

STEP 4



STEP 4



Rinse well and style as usual

STEP 4



STEP 4



Color Result

32
CHERRY
RED

Color Result
Natural Color



Dark brown to black



Dark grey to brown



White to grey

33
LIGHT
BROWN

Color Result
Natural Color



Dark brown to black



Dark grey to brown



White to grey

36
DARK
BROWN

Color Result
Natural Color



Dark brown to black



Dark grey to brown



White to grey

37
SWEET
ORANGE

Color Result
Natural Color



Dark brown to black



Dark grey to brown



White to grey